



*Division of Victim Services
and Criminal Justice Programs*

Annual Report 2004-2005

*Office of Attorney General Charlie Crist
January 2006*

Table of Contents

Introduction and Overview	1
Statutory Authority	1
Legislative Update	1
Crimes Compensation Trust Fund	1
Crimes Compensation Trust Fund Expenditures	2
Bureau of Advocacy and Grants Management	3
Address Confidentiality Program	3
Advocacy	3
Appellate Notification	4
Capital Cases	4
Crisis Response	4
VOCA Assistance Grants	5
Bureau of Criminal Justice Programs	6
Florida Crime Prevention Training Institute	6
Crime Prevention	6
School Resource Officer	7
Victim Services	7
National Conference on Preventing Crime in the Black Community	8
Urban League Grant Program	8
Convenience Business Security	9
Crime Stoppers Grant Program	9

Bureau of Victim Compensation	10
Victim Compensation Claims	10
Domestic Violence Relocation	10
Property Loss	11
Sexual Battery Examinations	11
Appeals Process	11
Information and Referral.	12
State Institutions Claims	12
Appendices	13
Appendix A: Crimes Compensation Trust Fund Receipts	14
Appendix B: Comparison of Award Payments and Collections	17
Appendix C: VOCA Assistance Grants by Judicial Circuit and Program Title .	20
Appendix D: Crime Stopper Grants by Judicial Circuit and Program Title	26

INTRODUCTION AND OVERVIEW

This report covers the period from July 1, 2004, through June 30, 2005. It includes an overview of the program functions and serves as the statutorily mandated annual report pursuant to Section 960.045(1)(c), F.S.

The Crimes Compensation Act was enacted by the 1977 Florida Legislature, thereby acknowledging the need for government financial assistance for victims of crime. The stated intent of the legislation is “. . . that aid, care, and support be provided by the state, as a matter of moral responsibility” (Section 960.02, F.S.) for crime victims. Accordingly, the division provides financial and direct services to victims of crime, administers federal grants to fund victim services at the local level, and provides comprehensive training for law enforcement and allied professionals.

Statutory Authority

The referencing authority governing the provision of services to victims of crime is found in Chapter 960, F.S. The Crimes Compensation Trust Fund is administered by the Office of the Attorney General through the Division of Victim Services and Criminal Justice Programs (division). The division is comprised of the bureaus of Advocacy and Grants Management, Criminal Justice Programs, and Victim Compensation. Through the coordination of services, the division seeks to meet the needs of crime victims by providing victim compensation, specialized direct services, training, and technical assistance, and promoting the establishment of local victim service programs throughout the state.

Legislative Update

During FY 2004-2005, there were no substantive legislative changes to Chapter 960, F.S., affecting victim compensation. A new section, 960.0015, F.S., addresses the victim's right to a speedy trial and speedy trial demand by the state attorney.

Crimes Compensation Trust Fund

The Crimes Compensation Trust Fund (trust fund), authorized by Section 960.21, F.S., receives offender generated federal and state dollars to provide services to crime victims. The trust fund is funded primarily by court-ordered assessments from offenders, including a mandatory court cost, a surcharge on fines, and restitution. Florida's share of federal Victims of Crime Act (VOCA) dollars¹ during fiscal year (FY)

¹Federal funds are awarded by the U.S. Department of Justice, Office of Justice Programs, Office for Victims of Crime.

2004-2005 totaled \$28,107,000. VOCA funds awarded to Florida consisted of \$19,285,000 for local programs that provide direct services to victims and \$8,822,000 for financial compensation to victims for losses incurred as a result of their victimization.

Appendix A provides a detailed breakdown of contributions to the trust fund by source, county and judicial circuit. Mandated court costs are the major source of receipts in the trust fund, accounting for 79 percent of the \$25,332,301 received from state (non-federal) sources (See Figure 1). Of the \$50 court cost, the clerk of the court retains \$1 for administrative purposes and forwards the remaining \$49 for deposit into the Crimes Compensation Trust Fund. When appropriate, the division also seeks to recoup compensation awards through court-ordered restitution and subrogation.

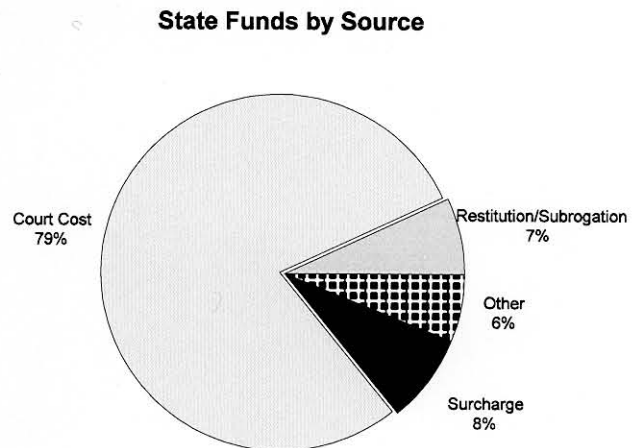


Figure 1

Crimes Compensation Trust Fund Expenditures

The total expenditure² of state and federal dollars from the Crimes Compensation Trust Fund for FY 2004-2005 was \$45,932,865. The largest expenditure was \$21,519,930 for awards to or on behalf of victims through victim compensation awards, including initial forensic physical exams for sexual battery offenses. The next highest expenditure was \$17,152,233 for VOCA assistance grants awarded to victim service programs. The balance of \$7,260,702 was used to cover salaries and benefits, operating capital outlay, expenses, other personal services, indirect costs, surcharge to general revenue, and refunds. See appendices A and B for a comparison of trust fund receipts and awards by judicial circuit and county and appendix C for a listing of VOCA assistance grant awards by judicial circuit and program name.

²Total cash receipts and expenditure amounts are derived from the Cash Disbursements Report from the State Comptroller's Office.

BUREAU OF ADVOCACY AND GRANTS MANAGEMENT

The bureau provides regional victim advocacy and appellate notification to victims of crime, provides crisis response training and coordination, and also administers the address confidentiality program and federal VOCA assistance grants. As part of the outreach and clearinghouse functions, the bureau maintains a directory of victim service providers throughout the state, which may be accessed through the Attorney General's web page at www.myfloridalegal.com/directory. Other activities include publication of a biennial Legislative Synopsis that provides an overview of Florida laws relating to the rights of victims of crime and maintenance of the protocols for the initial forensic physical examination of adults and children who are sexually assaulted.

Address Confidentiality Program

Pursuant to Sections 741.401 through 741.465, F.S., this office provides a substitute mailing address for relocated victims of domestic violence and serves as legal agent for receipt of mail and service of process. In addition, staff provides training and certifies application assistants statewide to assist eligible victims in the registration process. The Address Confidentiality Program is also intended to prevent public access to client information through voting records. Since inception of the program in 1998, there have been a cumulative total of 911 certified participants. This year's activities include:

- ◆ 116 participants certified
- ◆ 198 applicant assistants trained
- ◆ 496 active program participants

Advocacy

Regional victim advocates serve as liaison for the Attorney General's Office and local victim service agencies, providing a direct conduit between victim services organizations and this office to promote the awareness of victims rights. To advance the goal of ensuring these rights are afforded to the state's diverse populations, specific outreach initiatives are directed toward the Haitian and Spanish speaking populations in south Florida. To ensure involvement in establishing and maintaining victim service coalitions in the various communities, advocates are located throughout the state and serve geographical areas comprising single or multiple judicial circuits.

Appellate Notification

Pursuant to Section 960.001, F.S., this office notifies victims of the right to be present at relevant proceedings, provides advocate accompaniment to court proceedings, explains the judicial process, informs victims of the decisions rendered by the appellate courts, and provides notice to victims of their right to be present at judicial proceedings. This year's activities include:

- ◆ 3,180 appellate notices provided
- ◆ 123 victims accompanied to court proceedings

Capital Cases

Also pursuant to Section 960.001, F.S., this office informs surviving victims and next of kin of the right to be present at judicial proceedings in state and federal courts, offers advocacy and court accompaniment, explains victims rights in the executive clemency process, and coordinates special services during an active death warrant. This year's services involved:

- ◆ 396 cases
- ◆ 648 victims
- ◆ 1,208 survivors and next of kin
- ◆ 3,413 individual services

Crisis Response

Through the Attorney General's Statewide Crisis Response program, crisis response teams (CRT) provide immediate crisis response for community crisis situations (e.g., traumatic events that are natural, accidental or deliberate), serves as liaison with other state and national emergency service providers, and develops and maintains protocols for mobilization under various emergency scenarios. This year's activities include:

- ◆ 19 crisis response incidents
- ◆ 342 crisis responders trained
- ◆ 24 trained CRT members in Florida
- ◆ 65,284 citizens served by trained CRT members

VOCA Assistance Grants

The federal VOCA assistance grant program offers funding to local community providers for use in responding to the emotional and physical needs of crime victims, assisting victims in stabilizing their lives after a victimization, helping victims to understand and participate in the criminal justice system, and providing victims with a measure of safety and security. (See Appendix C for a listing of subgrantees and award amounts.) The state's allocation of the federal fund is based on Florida's population in relation to all the other states and designated territories. This year's activities include:

- ◆ \$18,836,865 awarded
- ◆ 232 programs funded
- ◆ \$81,193 average grant amount
- ◆ 207,333 victims served through VOCA grants statewide

BUREAU OF CRIMINAL JUSTICE PROGRAMS

The Florida Crime Prevention Training Institute (FCPTI), located within the Bureau of Criminal Justice Programs, provides statewide public education and training programs for law enforcement personnel, school resource officers, victim advocates and other interested persons on crime prevention initiatives, school-based officer programs, victim advocacy and related criminal justice areas. In addition, the bureau administers the Convenience Business Security Act, Crime Stoppers and Urban League grants, and the annual National Conference on Preventing Crime in the Black Community.

Florida Crime Prevention Training Institute

FCPTI courses are designed to provide comprehensive crime prevention training to Florida's law enforcement community, citizenry and industry to enable them to control crime by denying criminal opportunity and behavior. Authorized in Section 16.54, F.S., the FCPTI Revolving Trust Fund is self-sustaining and is funded by tuition payments paid by training program participants. Training schedules may be accessed at <http://myfloridalegal.com/crime>. This year's activities included:

- ◆ 82 courses
- ◆ 4,709 attendees
- ◆ 460 designations awarded

Crime Prevention

The crime prevention practitioner designation is awarded to those individuals who successfully complete a series of three comprehensive crime prevention courses offered through FCPTI. To maintain the designation, practitioners are required to attend update courses every three years. There are approximately 2,700 crime prevention practitioners throughout the state. During 2004-2005, FCPTI instituted two new designation programs, Elder Crime Practitioner and Crime Prevention through Environmental Design (CPTED) practitioner. Over 20 percent of the state's law enforcement officers have received crime prevention training. The curriculum includes instruction in basic crime prevention, commercial crime prevention, and residential crime prevention. Additional crime prevention training is evolving to respond to current trends and conditions. This year's crime prevention training activities included:

- ◆ 34 courses
- ◆ 925 attendees
- ◆ 99 designations awarded

School Resource Officer

The objective of the School Resource Officer (SRO) training is to enhance the skills of school-based professionals who deal with juvenile issues on a daily basis. The classes are designed for SROs, school administrators and staff, and other professionals who work with students in campus settings. The SRO curriculum includes an advanced training (i.e., salary incentive) course that has been approved by the Criminal Justice Standards and Training Commission. To obtain the SRO designation, officers must complete the 40-hour basic training plus an additional 90 hours of FCPTI juvenile-related courses. SRO classes are usually offered only during the summer months when school is not in session. This year's SRO training activities included:

- ◆ 9 training courses
- ◆ 271 attendees
- ◆ 13 designations awarded
- ◆ approximately 213 officers awarded designation since the program's inception

Victim Services

Victim training programs are designed for novice and veteran victim advocates and allied professionals to enhance crisis intervention skills and increase awareness of available services and resources. The curriculum consists of victim services practitioner designation classes, advanced advocate training, and issue briefings. The designation program is a three-day course designed to improve the knowledge, skills, and abilities of service providers. This designation is valid for three years and may be renewed by providing evidence of 24 hours of out-service training during the three-year period, including advanced advocate training. Advanced advocate training is designed to enhance the skills and abilities of experienced victim service providers. Issue briefings focus on current issues from a local perspective. This year's victim services training included:

- ◆ 39 specialized courses
- ◆ 7 victim services practitioner designation courses
- ◆ 1,413 participants
- ◆ 348 designations awarded
- ◆ approximately 3,100 designations awarded since the program's inception

National Conference on Preventing Crime in the Black Community

This annual national conference is a collaborative effort sponsored by this office to provide a focal point in Florida, Georgia, and around the nation on crime issues in the African-American community. Special attention is directed toward initiatives to curb youth violence and to protect victims of crime, and provides a unique opportunity for participants to share their views and experiences on relevant issues in the African-American community. The 20th annual national conference, held in Tampa, attracted approximately 2,100 participants from 25 different states, the District of Columbia, and Jamaica.

Urban League Grant Program

The Florida Consortium of Urban League Affiliates received a state appropriation of \$2,679,163 to develop and implement two proactive initiatives to address and impact crime in the black community. The programs operate in Fort Lauderdale, Jacksonville, Miami, Orlando, Saint Petersburg, Tallahassee, Tampa and West Palm Beach.

The Black-on-Black Crime Prevention Program is a public awareness and education effort to motivate the black community to support, promote and participate in crime prevention programs and activities. The Youth Crime Prevention and Intervention Program targets specific proactive strategies and activities to address and impact the problem of juvenile crime and to foster collaboration and improve communication among various agencies serving youth. This year's activities with these two programs included:

- ◆ 41,687 community residents/participants
- ◆ 1,599 crime prevention related meetings, workshops, and conferences
- ◆ 2,086 out-of-agency contacts
- ◆ 1,811 volunteers

Convenience Business Security

Enacted by the 1990 Florida Legislature, the Convenience Business Security Act (Section 812.171, F.S.) governs security standards for convenience businesses. The Office of the Attorney General is required by statute to review and approve the training curriculum used by convenience businesses for training their employees. Since the inception of the program, FCPTI has trained and certified approximately 400 law enforcement officers who make periodic inspections of the convenience businesses in their geographical areas. Violations are reported to and investigated by this office. Continued noncompliance may result in a fine of up to \$5,000 or an injunction for closure of the business. This year's activities included:

- ◆ 94 violation complaints processed
- ◆ 149 technical assistance responses

Crime Stoppers Grant Program

Pursuant to Section 16.555, F.S., the Crime Stoppers Act is designed to enhance public awareness of crime prevention methods and train the public in personal safety principles. Section 938.06, F.S., imposes an additional surcharge of \$20 on fines for criminal offenses, which is collected by the clerks of the courts to be deposited into the Crime Stoppers Trust Fund. This funding is apportioned to eligible counties to improve and support the crime fighting programs through official Crime Stoppers organizations. (See Appendix D for a list of programs funded and award amounts.) This year's activities include:

- ◆ 27 Crime Stopper organizations funded
- ◆ \$2,797,877 awarded
- ◆ 50 counties served

BUREAU OF VICTIM COMPENSATION

Pursuant to Sections 960.03 through 960.28, F.S., the victim compensation program is administered by the Bureau of Victim Compensation. Various types of claims processed by the bureau include victim compensation, property loss, domestic violence relocation assistance, and sexual assault forensic examinations. In addition, the bureau determines eligibility for state institutions claims and administers a toll-free information and referral service for victims of crime.

Victim Compensation Claims

The claims are received from crime victims who seek financial assistance for economic loss (lost wages, disability, loss of support), funeral expenses, domestic violence relocation, property loss, and reimbursement of other out-of-pocket and treatment expenses directly related to a crime injury. (See Figure 2 for a breakdown of awards by type of crime and Figure 3 for a breakdown of awards by payment type.) Program requirements are set forth in Chapter 960.14, F.S. This year's claims activities include:

- ◆ 16,029 claims received
- ◆ \$20,458,728 benefits paid

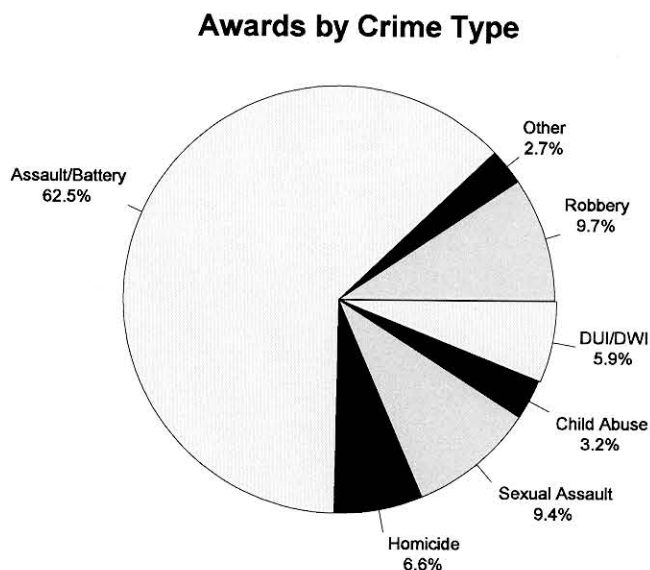


Figure 2

Domestic Violence Relocation Assistance

In accordance with Section 960.198, F.S., this benefit provides financial assistance to victims of domestic violence who are seeking a safe environment. Each claim must meet the definition of domestic violence pursuant to Section 741.28(1), F.S., and requires the certification of a State of Florida certified domestic violence center. This year's activities include:

- ◆ 3,544 claims received
- ◆ \$2,335,544 benefits paid

Property Loss

Pursuant to Section 960.195, F.S., this benefit (up to \$500) is provided to elderly persons or disabled adults who suffer a property loss that causes a substantial diminution in their quality of life. This year's activities include:

- ◆ 1,236 claims received
- ◆ \$274,911 benefits paid

Sexual Battery Examinations

Section 960.28, F.S., authorizes the division to pay medical providers up to \$250 for an initial forensic physical examination of victims of alleged sexual offenses. The purpose of these examinations is to gather evidence for prosecution. This year's activities include:

- ◆ 4,974 claims received
- ◆ \$1,105,522 paid

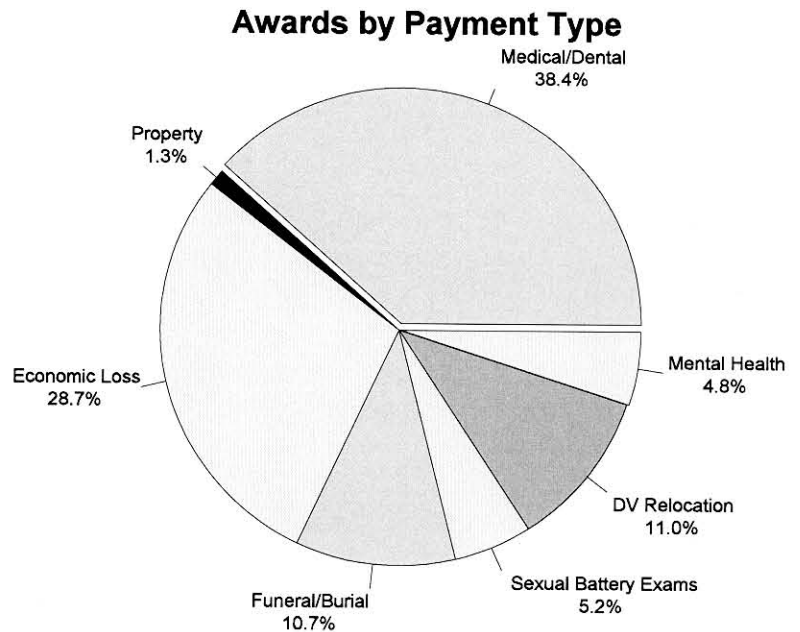


Figure 3

Appeals

The claimant is notified of the division's decision in writing if the claim is determined to be ineligible. The claimant is granted the opportunity to appeal the decision within 60 days of the denial by submitting a petition which meets the requirements of the uniform rules of procedure, pursuant to Sections 120.569 or 120.57, F.S. A Notice of Rights form is included with each denial notice and may act as a petition. The claimant may submit additional evidence with the petition proving eligibility, and based on this new information, the claim is reconsidered. When a satisfactory petition is received by the division, it is examined to determine whether material facts are at issue which would require the evidence to be weighed by an impartial hearing officer in an evidentiary hearing. The claimant is granted an informal hearing and given the opportunity to make an oral presentation to the Division Director when there are no material facts at issue.

This year's appeals activities include:

- ◆ 65 claims reconsidered
- ◆ 117 final orders issued
- ◆ 5 oral presentations held
- ◆ 5 decisions affirmed by hearing officer
- ◆ 4 hearings in circuit court

Information and Referral

The division maintains a toll-free information and referral (I & R) service that provides access to crime victims regarding victim compensation, the criminal appeals process, and local victim services. Callers may access this bilingual service at 1-800-226-6667, Monday through Friday, from 7:30 a.m. until 5:30 p.m. This year's I & R line activities include:

- ◆ 24,167 calls received
- ◆ 27,130 services provided

State Institutions Claims

Pursuant to Section 402.181, F.S., the State Institutions Claims Program provides restitution for property damage and direct medical expenses for injuries caused by a ward of the state institutionalized under the Department of Children and Family Services, patients under the Department of Health, and escapees or inmates of the Department of Corrections or the Department of Juvenile Justice. This office approves eligibility for these claims and notifies the claimant and the respective agency of the decision. Payments are made by the respective state agencies. This year's activities include:

- ◆ 365 claims received
- ◆ 233 awarded
- ◆ 59 denied
- ◆ \$104,970 approved for payment

Appendices

Appendix A:

Crimes Compensation Trust Fund Receipts

JC	County	Surcharge	Court Cost	Offense Fines	Restitution	Subrogation	Other*	Totals
1	Escambia	\$73,343	\$368,398	\$0	\$37,101	\$0	\$0	\$478,841
	Okaloosa	\$21,463	\$342,989	\$0	\$8,478	\$6,835	\$2,174	\$381,939
	Santa Rosa	\$10,584	\$131,774	\$0	\$3,355	\$0	\$3,466	\$149,179
	Walton	\$10,535	\$81,724	\$0	\$6,023	\$0	\$0	\$98,282
	Total	\$115,924	\$924,885	\$0	\$54,956	\$6,835	\$5,640	\$1,108,241
2	Franklin	\$4,628	\$34,915	\$0	\$0	\$5,000	\$0	\$44,543
	Gadsden	\$2,852	\$89,927	\$3,610	\$4,988	\$0	\$200	\$101,578
	Jefferson	\$1,006	\$17,443	\$0	\$5,263	\$0	\$0	\$23,712
	Leon	\$87,962	\$2,615	\$0	\$30,454	\$821	\$1,515	\$123,367
	Liberty	\$333	\$4,103	\$0	\$748	\$0	\$0	\$5,184
	Wakulla	\$14,455	\$55,879	\$0	\$5,776	\$0	\$0	\$76,110
	Total	\$111,237	\$204,882	\$3,610	\$47,229	\$5,821	\$1,715	\$374,493
3	Columbia	\$8,327	\$69,881	\$0	\$11,556	\$0	\$13,790	\$103,555
	Dixie	\$4,289	\$19,304	\$0	\$7,311	\$0	\$0	\$30,904
	Hamilton	\$18,717	\$0	\$0	\$3,085	\$0	\$0	\$21,802
	Lafayette	\$1,303	\$8,493	\$0	\$2,625	\$0	\$0	\$12,421
	Madison	\$15,952	\$0	\$0	\$326	\$0	\$5,229	\$21,507
	Suwannee	\$4,422	\$43,256	\$0	\$3,927	\$0	\$1,128	\$52,732
	Taylor	\$6,543	\$40,750	\$0	\$1,713	\$0	\$0	\$49,006
	Total	\$59,553	\$181,684	\$0	\$30,543	\$0	\$20,147	\$291,927
4	Clay	\$10,010	\$208,150	\$0	\$31,755	\$4,558	\$471	\$254,944
	Duval	\$60,102	\$1,291,248	\$0	\$142,208	\$49,823	\$28,160	\$1,571,541
	Nassau	\$9,645	\$203,765	\$53	\$11,222	\$0	\$1,387	\$226,072
	Total	\$79,757	\$1,703,163	\$53	\$185,185	\$54,381	\$30,018	\$2,052,556
5	Citrus	\$45,499	\$141,094	\$33,908	\$6,940	\$0	\$169	\$227,609
	Hernando	\$16,054	\$159,590	\$0	\$17,777	\$0	\$1,690	\$195,112
	Lake	\$28,726	\$245,060	\$0	\$9,284	\$0	\$3,278	\$286,348
	Marion	\$74,146	\$427,425	\$0	\$32,541	\$8,724	\$3,510	\$546,346
	Sumter	\$24,938	\$70,487	\$0	\$1,679	\$0	\$235	\$97,339
	Total	\$189,363	\$1,043,655	\$33,908	\$68,220	\$8,724	\$8,883	\$1,352,754
6	Pasco	\$24,557	\$427,065	\$2,245	\$18,255	\$0	\$549	\$472,671
	Pinellas	\$134,639	\$1,189,774	\$3,331	\$66,689	\$36,281	\$93,732	\$1,524,447
	Total	\$159,196	\$1,616,839	\$5,576	\$84,944	\$36,281	\$94,281	\$1,997,118
7	Flagler	\$6,377	\$81,799	\$0	\$4,928	\$2,000	\$0	\$95,105
	Putnam	\$8,843	\$70,065	\$3,316	\$892	\$2,500	\$185	\$85,800
	St. Johns	\$9,545	\$207,012	\$0	\$2,806	\$2,000	\$2,530	\$223,893
	Volusia	\$50,050	\$721,903	\$8,100	\$52,687	\$16,790	\$7,920	\$857,451
	Total	\$74,816	\$1,080,779	\$11,416	\$61,314	\$23,290	\$10,635	\$1,262,249

JC	County	Surcharge	Court Cost	Offense Fines	Restitution	Subrogation	Other*	Totals
8	Alachua	\$10,992	\$274,366	\$17	\$24,147	\$479	\$2,909	\$312,910
	Baker	\$1,463	\$37,655	\$0	\$523	\$0	\$0	\$39,641
	Bradford	\$5,442	\$24,943	\$1,974	\$831	\$0	\$570	\$33,760
	Gilchrist	\$3,212	\$12,123	\$0	\$3,278	\$0	\$0	\$18,612
	Levy	\$5,320	\$22,233	\$0	\$2,138	\$0	\$1,037	\$30,728
	Union	\$929	\$10,135	\$0	\$1,454	\$0	\$0	\$12,517
	Total	\$27,358	\$381,453	\$1,991	\$32,371	\$479	\$4,516	\$448,168
9	Orange	\$145,239	\$109,869	\$0	\$31,484	\$10,197	\$1,060,174	\$1,356,963
	Osceola	\$27,445	\$299,378	\$5,628	\$4,052	\$0	\$3	\$336,506
	Total	\$172,684	\$409,246	\$5,628	\$35,536	\$10,197	\$1,060,178	\$1,693,469
10	Hardee	\$6,997	\$55,162	\$0	\$1,343	\$0	\$0	\$63,502
	Highlands	\$14,744	\$97,816	\$0	\$1,140	\$0	\$670	\$114,370
	Polk	\$59,884	\$842,912	\$0	\$39,712	\$200	\$5,316	\$948,024
	Total	\$81,625	\$995,889	\$0	\$42,196	\$200	\$5,986	\$1,125,897
11	Miami-Dade	\$159,893	\$1,617,574	\$53,961	\$134,069	\$18,098	\$6,689	\$1,990,283
	Total	\$159,893	\$1,617,574	\$53,961	\$134,069	\$18,098	\$6,689	\$1,990,283
12	DeSoto	\$6,916	\$35,839	\$0	\$554	\$0	\$30	\$43,338
	Manatee	\$28,480	\$322,800	\$0	\$12,489	\$3,278	\$3,564	\$370,611
	Sarasota	\$28,013	\$436,642	\$0	\$45,248	\$0	\$1,004	\$510,907
	Total	\$63,409	\$795,280	\$0	\$58,291	\$3,278	\$4,597	\$924,856
13	Hillsborough	\$115,074	\$1,960,948	\$4,137	\$70,059	\$8,160	\$2,188	\$2,160,567
	Total	\$115,074	\$1,960,948	\$4,137	\$70,059	\$8,160	\$2,188	\$2,160,567
14	Bay	\$31,063	\$431,063	\$0	\$26,399	\$0	\$29,018	\$517,543
	Calhoun	\$3,949	\$29,772	\$0	\$0	\$0	\$0	\$33,721
	Gulf	\$4,498	\$24,636	\$0	\$4,881	\$0	\$0	\$34,015
	Holmes	\$6,853	\$48,807	\$0	\$1,812	\$0	\$0	\$57,472
	Jackson	\$2,425	\$40,237	\$0	\$4,724	\$0	\$285	\$47,671
	Washington	\$10,183	\$71,591	\$0	\$6,497	\$0	\$0	\$88,272
	Total	\$58,971	\$646,106	\$0	\$44,313	\$0	\$29,303	\$778,693
15	Palm Beach	\$52,101	\$733,246	\$4,233	\$55,918	\$46,834	\$10,133	\$902,465
	Total	\$52,101	\$733,246	\$4,233	\$55,918	\$46,834	\$10,133	\$902,465
16	Monroe	\$43,385	\$186,429	\$0	\$35,346	\$0	\$851	\$266,012
	Total	\$43,385	\$186,429	\$0	\$35,346	\$0	\$851	\$266,012
17	Broward	\$78,304	\$2,558,129	\$0	\$224,165	\$72,372	\$6,783	\$2,939,752
	Total	\$78,304	\$2,558,129	\$0	\$224,165	\$72,372	\$6,783	\$2,939,752
18	Brevard	\$82,572	\$752,701	\$0	\$28,541	\$4,254	\$13,026	\$881,094
	Seminole	\$49,574	\$462,844	\$0	\$19,242	\$13,918	\$5,098	\$550,676
	Total	\$132,145	\$1,215,545	\$0	\$47,783	\$18,172	\$18,124	\$1,431,770
19	Indian River	\$18,897	\$155,713	\$0	\$8,311	\$428	\$399	\$183,748
	Martin	\$32,815	\$175,026	\$0	\$9,101	\$377	\$1,421	\$218,741
	Okeechobee	\$8,641	\$55,532	\$1,083	\$7,484	\$0	\$7,737	\$80,476
	St. Lucie	\$33,993	\$293,008	\$0	\$16,930	\$1,968	\$819	\$346,718
	Total	\$94,346	\$679,279	\$1,083	\$41,825	\$2,773	\$10,376	\$829,684

JC County	Surcharge	Court Cost	Offense Fines	Restitution	Subrogation	Other*	Totals
20 Charlotte	\$26,394	\$144,159	\$12,078	\$4,444	\$0	\$174	\$187,250
Collier	\$68,860	\$530,126	\$193	\$4,693	\$4,726	\$9,913	\$618,511
Glades	\$4,774	\$22,339	\$2,368	\$60	\$79	\$389	\$30,009
Hendry	\$13,806	\$66,587	\$0	\$579	\$0	\$308	\$81,281
Lee	\$80,301	\$331,431	\$0	\$30,627	\$30,222	\$11,716	\$484,297
Total	\$194,136	\$1,094,642	\$14,640	\$40,402	\$35,027	\$22,500	\$1,401,347
Grand Total	\$2,063,278	\$20,029,655	\$140,236	\$1,394,665	\$350,923	\$1,363,677	\$25,332,301

Appendix B:

Crimes Compensation Trust Fund

Comparison of Award Payments and Collections

JC	County	Victim Compensation	Domestic Violence Relocation	Property Loss	Sexual Assault Exams	Total Award Payments	CCTF Total Collections	Collections less Payments
1	Escambia	\$178,782	\$12,000	\$1,500	\$22,597	\$214,879	\$478,841	\$263,962
	Okaloosa	\$168,992	\$9,000	\$0	\$9,837	\$187,829	\$381,939	\$194,110
	Santa Rosa	\$71,299	\$6,000	\$500	\$5,000	\$82,799	\$149,179	\$66,380
	Walton	\$64,499	\$8,000	\$0	\$3,750	\$76,249	\$98,282	\$22,033
	Total	\$483,572	\$35,000	\$2,000	\$41,184	\$561,756	\$1,108,241	\$546,485
2	Franklin	\$6,639	\$5,000	\$0	\$250	\$11,889	\$44,543	\$32,654
	Gadsden	\$101,374	\$10,000	\$0	\$3,695	\$115,069	\$101,578	\$(13,491)
	Jefferson	\$1,819	\$0	\$0	\$250	\$2,069	\$23,712	\$21,643
	Leon	\$191,811	\$41,525	\$40	\$21,250	\$254,626	\$123,367	\$(131,259)
	Liberty	\$12,633	\$3,000	\$0	\$500	\$16,133	\$5,184	\$(10,949)
	Wakulla	\$32,779	\$5,000	\$500	\$1,750	\$40,029	\$76,110	\$36,081
	Total	\$347,055	\$64,525	\$540	\$27,695	\$439,815	\$374,493	\$(65,322)
3	Columbia	\$97,863	\$28,000	\$633	\$3,338	\$129,834	\$103,555	\$(26,279)
	Dixie	\$10,745	\$2,000	\$0	\$576	\$13,321	\$30,904	\$17,583
	Hamilton	\$16,611	\$1,000	\$0	\$750	\$18,361	\$21,802	\$3,441
	Lafayette	\$2,792	\$0	\$0	\$250	\$3,042	\$12,421	\$9,379
	Madison	\$13,372	\$3,000	\$1,000	\$900	\$18,272	\$21,507	\$3,235
	Suwannee	\$29,861	\$14,000	\$0	\$1,523	\$45,384	\$52,732	\$7,348
	Taylor	\$12,046	\$3,000	\$0	\$250	\$15,296	\$49,006	\$33,710
	Total	\$183,290	\$51,000	\$1,633	\$7,587	\$243,510	\$291,927	\$48,417
4	Clay	\$171,916	\$17,671	\$500	\$6,250	\$196,337	\$254,944	\$58,607
	Duval	\$1,890,134	\$179,300	\$40,127	\$99,700	\$2,209,261	\$1,571,541	\$(637,720)
	Nassau	\$68,456	\$7,989	\$0	\$4,500	\$80,945	\$226,072	\$145,127
	Total	\$2,130,506	\$204,960	\$40,627	\$110,450	\$2,486,543	\$2,052,556	\$(433,987)
5	Citrus	\$133,872	\$21,000	\$4,164	\$750	\$159,786	\$227,609	\$67,823
	Hernando	\$211,603	\$22,077	\$0	\$5,355	\$239,035	\$195,112	\$(43,923)
	Lake	\$110,192	\$41,000	\$880	\$11,750	\$163,822	\$286,348	\$122,526
	Marion	\$291,364	\$36,918	\$2,300	\$19,000	\$349,582	\$546,346	\$196,764
	Sumter	\$11,247	\$2,000	\$1,000	\$2,750	\$16,997	\$97,339	\$80,342
	Total	\$758,278	\$122,995	\$8,344	\$39,605	\$929,222	\$1,352,754	\$423,532
6	Pasco	\$251,004	\$62,800	\$2,173	\$43,690	\$359,667	\$472,671	\$113,004
	Pinellas	\$1,159,396	\$71,000	\$8,890	\$64,650	\$1,303,936	\$1,524,447	\$220,511
	Total	\$1,410,400	\$133,800	\$11,063	\$108,340	\$1,663,603	\$1,997,118	\$333,515
7	Flagler	\$54,194	\$13,000	\$1,606	\$4,500	\$73,300	\$95,105	\$21,805
	Putnam	\$79,976	\$5,000	\$92	\$1,750	\$86,818	\$85,800	\$(1,018)
	St Johns	\$108,510	\$22,000	\$121	\$2,250	\$132,881	\$223,893	\$91,012
	Volusia	\$747,915	\$65,346	\$16,681	\$40,500	\$870,442	\$857,451	\$(12,991)
	Total	\$990,595	\$105,346	\$18,500	\$49,000	\$1,163,441	\$1,262,249	\$98,808

JC	County	Victim Compensation	Domestic Violence Relocation	Property Loss	Sexual Assault Exams	Total Award Payments	CCTF Total Collections	Collections less Payments
8	Alachua	\$162,962	\$46,534	\$440	\$18,484	\$228,420	\$312,910	\$84,490
	Baker	\$5,131	\$0	\$0	\$1,250	\$6,381	\$39,641	\$33,260
	Bradford	\$19,971	\$1,000	\$575	\$1,228	\$22,774	\$33,760	\$10,986
	Gilchrist	\$7,174	\$4,000	\$0	\$163	\$11,337	\$18,612	\$7,275
	Levy	\$39,162	\$10,650	\$140	\$1,152	\$51,104	\$30,728	\$(20,376)
	Union	\$49,018	\$0	\$0	\$163	\$49,181	\$12,517	\$(36,664)
	Total	\$283,418	\$62,184	\$1,155	\$22,440	\$369,197	\$448,168	\$78,971
9	Orange	\$900,696	\$130,000	\$3,638	\$50,500	\$1,084,834	\$1,356,963	\$272,129
	Osceola	\$197,401	\$39,895	\$756	\$3,150	\$241,202	\$336,506	\$95,304
	Total	\$1,098,097	\$169,895	\$4,394	\$53,650	\$1,326,036	\$1,693,469	\$367,433
10	Hardee	\$9,651	\$1,610	\$0	\$250	\$11,511	\$63,502	\$51,991
	Highlands	\$29,279	\$13,930	\$5	\$2,234	\$45,448	\$114,370	\$68,922
	Polk	\$569,093	\$109,000	\$13,816	\$20,400	\$712,309	\$948,024	\$235,716
	Total	\$608,023	\$124,540	\$13,821	\$22,884	\$769,268	\$1,125,897	\$356,629
11	Miami-Dade	\$2,229,761	\$387,000	\$11,493	\$138,594	\$2,766,848	\$1,990,283	\$(776,565)
	Total	\$2,229,761	\$387,000	\$11,493	\$138,594	\$2,766,848	\$1,990,283	\$(776,565)
12	DeSoto	\$35,521	\$4,000	\$679	\$0	\$40,200	\$43,338	\$3,138
	Manatee	\$310,069	\$73,000	\$2,379	\$5,250	\$390,698	\$370,611	\$(20,087)
	Sarasota	\$308,087	\$61,104	\$1,876	\$12,000	\$383,067	\$510,907	\$127,840
	Total	\$653,677	\$138,104	\$4,934	\$17,250	\$813,965	\$924,856	\$110,891
13	Hillsborough	\$1,040,394	\$148,317	\$4,190	\$103,800	\$1,296,701	\$2,160,567	\$863,866
	Total	\$1,040,394	\$148,317	\$4,190	\$103,800	\$1,296,701	\$2,160,567	\$863,866
14	Bay	\$344,791	\$14,496	\$1,581	\$13,364	\$374,232	\$517,543	\$143,311
	Calhoun	\$12,620	\$1,915	\$0	\$695	\$15,230	\$33,721	\$18,491
	Gulf	\$6,329	\$2,000	\$0	\$2,250	\$10,579	\$34,015	\$23,436
	Holmes	\$2,756	\$3,000	\$0	\$1,719	\$7,475	\$57,472	\$49,997
	Jackson	\$180,309	\$2,805	\$1,386	\$4,635	\$189,135	\$47,671	\$(141,464)
	Washington	\$23,527	\$4,000	\$28	\$4,090	\$31,645	\$88,272	\$56,627
	Total	\$570,332	\$28,216	\$2,995	\$26,753	\$628,296	\$778,693	\$150,397
15	Palm Beach	\$1,410,478	\$123,309	\$98,171	\$67,123	\$1,699,081	\$902,465	\$(796,616)
	Total	\$1,410,478	\$123,309	\$98,171	\$67,123	\$1,699,081	\$902,465	\$(796,616)
16	Monroe	\$133,347	\$13,000	\$0	\$1,518	\$147,865	\$266,012	\$118,147
	Total	\$133,347	\$13,000	\$0	\$1,518	\$147,865	\$266,012	\$118,147
17	Broward	\$1,218,130	\$91,940	\$6,407	\$146,400	\$1,462,876	\$2,939,752	\$1,476,876
	Total	\$1,218,130	\$91,940	\$6,407	\$146,400	\$1,462,876	\$2,939,752	\$1,476,876
18	Brevard	\$385,669	\$101,580	\$2,211	\$23,000	\$512,460	\$881,094	\$368,634
	Seminole	\$350,463	\$72,350	\$24,719	\$19,500	\$467,032	\$550,676	\$83,644
	Total	\$736,132	\$173,930	\$26,930	\$42,500	\$979,492	\$1,431,770	\$452,278

JC	County	Victim Compensation	Domestic Violence Relocation	Property Loss	Sexual Assault Exams	Total Award Payments	CCTF Total Collections	Collections less Payments
19	Indian River	\$75,616	\$19,000	\$8,902	\$3,000	\$106,518	\$183,748	\$77,230
	Martin	\$44,113	\$9,000	\$599	\$4,000	\$57,712	\$218,741	\$161,029
	Okeechobee	\$68,793	\$543	\$100	\$2,000	\$71,436	\$80,476	\$9,040
	St Lucie	\$183,839	\$27,000	\$656	\$2,302	\$213,797	\$346,718	\$132,921
	Total	\$372,361	\$55,543	\$10,257	\$11,302	\$449,463	\$829,684	\$380,221
20	Charlotte	\$119,013	\$5,000	\$2,807	\$4,000	\$130,820	\$187,250	\$56,430
	Collier	\$329,964	\$39,950	\$1,108	\$12,850	\$383,872	\$618,511	\$234,639
	Glades	\$11,036	\$4,000	\$0	\$500	\$15,536	\$30,009	\$14,473
	Hendry	\$28,734	\$9,990	\$0	\$3,000	\$41,724	\$81,281	\$39,557
	Lee	\$701,681	\$43,000	\$3,542	\$47,097	\$795,320	\$484,297	\$(311,023)
	Total	\$1,190,428	\$101,940	\$7,457	\$67,447	\$1,367,272	\$1,401,347	\$34,075
Grand Total		\$17,848,273	\$2,335,544	\$274,911	\$1,105,522	\$21,564,250	\$25,332,301	\$3,768,051

Appendix C:

VOCA Assistance Grants

By Judicial Circuit and Program Title

Judicial Circuit	Program Title	Award Amount
1	Bridgeway Center, Inc.	\$84,900
	Chautauqua Offices of Psychotherapy and Evaluation (COPE Center, Inc.)	\$12,848
	Emerald Coast Children's Advocacy Center, Inc.	\$60,377
	FavorHouse of Northwest Florida, Inc.	\$59,287
	Guardian Ad Litem Program	\$14,534
	Gulf Breeze Police Department	\$32,724
	Lakeview Center, Inc.	\$67,498
	Legal Services of North Florida, Inc., First Judicial Circuit	\$22,100
	Northwest Florida Comprehensive Services for Children, Inc.	\$184,324
	Northwest Florida Legal Services, Inc.	\$16,900
	Okaloosa County Sheriff's Office	\$28,038
	Santa Rosa County Sheriff's Office	\$30,001
	Shelter House, Inc.	\$94,894
	Total - 1st Judicial Circuit	\$708,425
2	Center for Independent Living of North Florida, Inc.	\$34,066
	Children's Home Society of Florida, North Central Division	\$112,014
	Franklin County Sheriff's Office	\$29,670
	Gadsden County Sheriff's Office	\$34,304
	Jefferson County Sheriff's Office	\$37,235
	Legal Services of North Florida, Inc., Second Judicial Circuit	\$37,700
	Leon County Sheriff's Office	\$78,007
	Liberty County Sheriff's Office	\$39,256
	Refuge House, Second Judicial Circuit	\$224,677
	State Attorney's Office, Second Judicial Circuit	\$123,739
	Tallahassee Police Department	\$33,776
	Tallahassee Urban League, Inc.	\$37,530
	Turn About, Inc.	\$130,721
	Wakulla County Sheriff's Office	\$100,497
	Total - 2nd Judicial Circuit	\$1,053,192
3	Another Way, Inc., Third Judicial Circuit	\$55,692
	Dixie County Sheriff's Office	\$25,630
	Live Oak Police Department, City of	\$27,888
	North Central Florida Sexual Assault Center, Inc.	\$148,163
	Refuge House, Third Judicial Circuit	\$59,515
	State Attorney's Office, Third Judicial Circuit	\$134,515
	Suwannee County Sheriff's Office	\$36,386
	University of Florida Board of Trustees - Child Protection Team, Third Judicial Circuit	\$46,447
	Vivid Visions, Inc.	\$21,600
	Voices for Children of the Suwannee Valley Corporation	\$84,677
	Total - 3rd Judicial Circuit	\$640,513

Judicial Circuit	Program Title	Award Amount
4	Children's Crisis Center, Inc., Fourth Judicial Circuit	\$209,531
	Compassionate Families, Inc.	\$93,101
	Hubbard House, Inc., Fourth Judicial Circuit	\$222,010
	Jacksonville Area Legal Aid, Inc.	\$48,933
	Jacksonville/Victim Services Division, City of	\$144,140
	Micah's Place, Inc.	\$39,395
	Nassau County School District	\$75,863
	Nassau County Sheriff's Office	\$36,183
	Quigley House, Inc.	\$195,130
	State Attorney's Office, Fourth Judicial Circuit	\$110,307
	Women's Center of Jacksonville, Inc.	\$115,257
	Total - 4th Judicial Circuit	\$1,289,850
5	Citrus County Abuse Shelter Association, Inc.	\$72,833
	Citrus County Sheriff's Office	\$72,647
	Creative Services, Inc.	\$169,541
	Haven of Lake & Sumter Counties, Inc.	\$180,521
	Hernando County Sheriff's Office	\$41,926
	Lady Lake Police Department	\$38,419
	Lake Sumter Children's Advocacy Center	\$77,566
	Marion County Children's Advocacy Center, Inc.	\$81,155
	Ocala Police Department	\$32,724
	Salvare Inc. d.b.a. Dawn Center	\$109,912
	State Attorney's Office, Fifth Judicial Circuit	\$60,325
	University of Florida Board of Trustees - Child Protection Team, Fifth Judicial Circuit	\$86,394
	Total - 5th Judicial Circuit	\$1,023,963
6	Area Agency on Aging of Pasco-Pinellas, Inc.	\$87,943
	Bay Area Legal Services, Inc., Sixth Judicial Circuit	\$39,000
	CASA (Community Action Stops Abuse, Inc.)	\$92,616
	Family Service Centers, Inc.	\$128,178
	Gulfport Police Department	\$38,002
	Help A Child, Inc.	\$116,621
	New Port Richey Police Department	\$40,606
	Pasco County Sheriff's Office	\$34,685
	Pasco Kids First, Inc.	\$66,886
	Pinellas County Sheriff's Office	\$96,143
	Religious Community Services, Inc.	\$148,330
	State Attorney's Office, Sixth Judicial Circuit	\$39,635
	Sunrise of Pasco County, Inc.	\$148,974
	Salvation Army, A Georgia Corporation, Domestic Violence Program	\$32,519
	Total - 6th Judicial Circuit	\$1,110,138

Judicial Circuit	Program Title	Award Amount
7	Children's Advocacy Center of Volusia & Flagler Counties, Inc.	\$215,854
	Community Legal Services of Mid-Florida	\$53,952
	Daytona Beach Police Department	\$23,031
	Deland, City of	\$38,000
	Domestic Abuse Council, Inc.	\$64,500
	Flagler Beach Police Department	\$32,865
	Flagler County Sheriff's Office	\$73,005
	Flagler Ecumenical Social Service Center, Inc. a.k.a. Family Life Center	\$15,134
	Helping Hands of Putnam County/Lee Conlee House	\$79,641
	New Smyrna Beach Police Department	\$33,636
	Ormond Beach, City of	\$35,758
	Port Orange Police Department	\$40,404
	Putnam County Health Department, Seventh Judicial Circuit	\$71,722
	Putnam County Sheriff's Office	\$39,746
	Safety Shelter of St. Johns County, Inc., d.b.a. Betty Griffin House	\$105,290
	St. Johns County Sheriff's Office	\$83,728
	State Attorney's Office, Seventh Judicial Circuit	\$165,215
	Volusia, County of	\$77,786
	Total - 7th Judicial Circuit	\$1,249,267
8	Alachua County Sheriff's Office	\$117,780
	Alachua County Victim Services & Rape Crisis Center	\$149,159
	Another Way, Inc., Eighth Judicial Circuit	\$56,500
	Bradford County Sheriff's Office	\$34,379
	Child Advocacy Center, Inc.	\$87,136
	Children's Crisis Center, Inc., Eighth Judicial Circuit	\$7,413
	Gilchrist County Sheriff's Office	\$30,381
	Hubbard House, Inc., Eighth Judicial Circuit	\$27,177
	Levy County Sheriff's Office	\$44,247
	Peaceful Paths Domestic Abuse Network, Inc., Eighth Judicial Circuit	\$89,640
	Putnam County Health Department, Eighth Judicial Circuit	\$18,799
	Starke Police Department	\$34,807
	State Attorney's Office, Eighth Judicial Circuit	\$159,512
	Three Rivers Legal Services, Inc.	\$26,293
	Union County Sheriff's Office	\$31,155
	University of Florida Board of Trustees - Child Protection Team, Eighth Judicial Circuit	\$63,063
	Total - 8th Judicial Circuit	\$977,441
9	Coalition for the Homeless of Central Florida, Inc.	\$63,183
	Help Now of Osceola, Inc	\$46,519
	Kissimmee Police Department, City of	\$33,646
	Orange County Sheriff's Office	\$26,400
	Orlando Regional Healthcare Foundation, Ninth Judicial Circuit	\$189,467
	Osceola County Board of County Commissioners	\$74,815
	Spouse Abuse Inc., d.b.a. Harbor House	\$78,054
	State Attorney's Office, Ninth Judicial Circuit	\$239,615
	Victim Service Center of Orange County, Inc.	\$73,341
	Total - 9th Judicial Circuit	\$825,040

Judicial Circuit	Program Title	Award Amount
10	Bartow Police Department	\$39,401
	Children's Home Society of Florida - Child Protection Team	\$61,313
	Eagle Lake Police Department	\$32,297
	Highlands County Board of County Commissioners/Sheriff's Office	\$39,010
	Lakeland Police Department	\$93,841
	Peace River Center	\$189,916
	Polk County Health Department	\$30,587
	Polk County Sheriff's Office	\$143,860
	Wauchula Police Department	\$42,067
	Winter Haven Police Department, City of	\$33,726
Total - 10th Judicial Circuit		\$706,018
11	Dade County Legal Aid Society	\$79,813
	Homestead Police Department, City of	\$42,500
	Journey Institute, The	\$113,900
	Kristi House, Inc.	\$249,779
	Miami Beach Police Department, City of	\$35,000
	Miami-Dade County Advocates for Victims Program	\$42,059
	Miami-Dade Police Department	\$49,842
	North Miami Beach, City of	\$56,000
	North Miami, City of	\$41,713
	Opa-Locka Police Department	\$53,656
	State Attorney's Office, Eleventh Judicial Circuit	\$115,019
Total - 11th Judicial Circuit		\$879,281
12	Arcadia Police Department	\$30,107
	Child Protection Center, Inc.	\$38,056
	Desoto County Sheriff's Office	\$29,549
	HOPE Family Services, Inc.	\$145,266
	Manatee Children's Services, Inc.	\$58,032
	Manatee County Sheriff's Office	\$91,805
	Manatee Glens	\$148,973
	Safe Place and Rape Crisis Center, Inc. (SPARCC) of Sarasota	\$148,443
	Sarasota County Sheriff's Office	\$27,983
Total - 12th Judicial Circuit		\$718,214
13	Administrative Office of the Courts - Elder Justice Center	\$109,385
	Bay Area Legal Services, Inc., Thirteenth Judicial Circuit	\$43,550
	FL Health Sciences' Center, Inc., d.b.a. Tampa General Hospital, Child Protection Team	\$130,000
	Hillsborough County Crisis Center, Inc. - d.b.a. Crisis Center of Tampa Bay, Inc.	\$371,634
	LIFE Center of the Suncoast, Inc., The	\$59,340
	MADD Hillsborough County	\$40,636
	Spring of Tampa Bay, Inc., The	\$90,442
Total - 13th Judicial Circuit		\$844,987

Judicial Circuit	Program Title	Award Amount
14	Bay County Sheriff's Office	\$39,445
	Gulf Coast Children's Advocacy Center	\$161,490
	Holmes County Sheriff's Department	\$30,576
	Jackson County Sheriff's Office	\$23,310
	Legal Services of North Florida, Inc., Fourteenth Judicial Circuit	\$56,225
	State Attorney's Office, Fourteenth Judicial Circuit	\$184,788
	Salvation Army, Domestic Violence & Rape Crisis Program	\$77,227
	Washington County Sheriff's Office	\$29,612
	Total - 14th Judicial Circuit	\$602,673
15	Aid to Victims of Domestic Abuse, Inc. (AVDA)	\$33,212
	Area Agency on Aging of Palm Beach, Treasure Coast, Inc.	\$29,473
	Center for Family Services of Palm Beach County, Inc., The	\$49,502
	Child Protection Team of Palm Beach, Inc.	\$74,718
	Children's Place at Home Safe, Inc., The	\$42,868
	Coalition for Independent Living Options, Inc.	\$17,695
	Farmworker Coordinating Council of Palm Beach County, Inc. (FWCC)	\$16,905
	Legal Aid Society of Palm Beach County, Inc.	\$36,500
	Palm Beach County - Department of Public Safety, Division of Victim Services	\$83,865
	Palm Beach County - Department of Public Safety, DV Intake Unit	\$17,207
	Palm Beach County Sheriff's Office	\$44,431
	State Attorney's Office, Fifteenth Judicial Circuit	\$311,210
	YWCA of Palm Beach County, Florida	\$19,995
	Total - 15th Judicial Circuit	\$777,581
16	Domestic Abuse Shelter, Inc.	\$284,549
	Florida Council Against Sexual Violence	\$58,831
	Monroe County Sheriff's Office	\$235,649
	State Attorney's Office, Sixteenth Judicial Circuit	\$43,232
	University of Miami Child Protection Team, Sixteenth Judicial Circuit	\$40,000
	Wesley House Family Services, Inc.	\$55,371
	Total - 16th Judicial Circuit	\$717,632
17	Broward County on behalf of its Sexual Assault Treatment Center	\$150,897
	Broward County Sheriff's Office	\$49,048
	Coconut Creek Police Department	\$42,500
	Hollywood Police Department, City of	\$51,491
	Lauderhill Police/Victim Services	\$44,440
	Margate Police Department, City of	\$36,628
	Miramar Police Department, City of	\$40,846
	Pembroke Pines, City of	\$12,946
	State Attorney's Office, Seventeenth Judicial Circuit	\$168,070
	Women In Distress of Broward County, Inc.	\$78,984
	Total - 17th Judicial Circuit	\$675,850

Judicial Circuit	Program Title	Award Amount
18	Brevard County Sheriff's Office	\$66,518
	Family Counseling Center of Brevard, Inc.	\$25,675
	Kids House of Seminole, Inc., Children's Advocacy Center	\$38,656
	Melbourne Police Department, City of	\$27,920
	Orlando Regional Healthcare Foundation, Eighteenth Judicial Circuit	\$54,887
	Palm Bay Police Department, City of	\$67,032
	Salvation Army, a Georgia Corporation, Eighteenth Judicial Circuit	\$27,793
	Seminole County Sheriff's Office	\$73,829
	Seminole County Victims' Rights Coalition d.b.a. Safehouse of Seminole	\$130,991
	Serene Harbor, Inc.	\$78,262
	South Brevard Women's Center, Inc.	\$63,271
	State Attorney's Office, Eighteenth Judicial Circuit	\$211,381
	Wuesthoff Health System, Inc. d.b.a. Child Protection Team	\$104,490
	Total - 18th Judicial Circuit	\$970,705
19	Indian River County Sheriff's Office	\$33,261
	Martha's House, Inc.	\$124,409
	Martin County Sheriff's Office	\$31,062
	Okeechobee County Sheriff's Office	\$30,371
	Port St. Lucie, City of	\$35,459
	SafeSpace, Inc.	\$59,903
	State Attorney's Office, Nineteenth Judicial Circuit	\$215,098
	Tykes & Teens, Inc.	\$31,686
	Total - 19th Judicial Circuit	\$561,249
20	Abuse Counseling and Treatment, Inc.	\$186,605
	Cape Coral Police Department, City of	\$26,892
	Center for Abuse and Rape Emergencies, Inc., The	\$121,317
	Center for Independent Living of Southwest Florida, Inc.	\$33,659
	Children's Advocacy Center of Southwest Florida	\$149,138
	Collier County Child Advocacy Council, Inc.	\$216,240
	Collier County Sheriff's Office	\$66,353
	Glades County Sheriff's Office	\$24,804
	Hendry County Sheriff's Office	\$34,736
	HOPE of Southwest Florida, Inc. d.b.a. Hope Hospice and Palliative Care	\$132,109
	Project HELP, Inc.	\$141,180
	Shelter for Abused Women of Collier County	\$117,470
	State Attorney's Office, Twentieth Judicial Circuit	\$25,501
	Total - 20th Judicial Circuit	\$1,276,004
SW	Appellate Travel	\$15,000
	Florida Coalition Against Domestic Violence	\$46,403
	Florida Parole Commission	\$48,422
	Highway Safety and Motor Vehicles, Department of	\$84,343
	Health, Florida Department of, Children's Medical Services	\$688,700
	MADD Florida Statewide Victim Services Program	\$231,470
	Statewide Prosecution, Office of	\$114,504
	Total - Statewide Programs	\$1,228,842
	Grand Total	\$18,836,865

Appendix D: Crime Stopper Grants by Judicial Circuit and Program Title

Judicial Circuit	Program Title	Award Amount
1	Crime Stoppers of Walton County, Inc.	\$14,373.15
1	Emerald Coast Crime Stoppers, Inc.	\$13,626.63
1	Gulf Coast Crime Stoppers, Inc.	\$61,432.90
1	Santa Rosa County Crime Stoppers, Inc.	\$11,831.07
2	Big Bend Crime Stoppers, Inc.	\$238,208.04
3	Crime Stoppers of Suwannee County, Inc.	\$6,757.80
4	First Coast Crime Stoppers, Inc.	\$204,983.00
5, 9, 18	Central Florida CrimeLine Program, Inc.	\$45,000.00
5, 9, 18	Central Florida Crimeline, Inc.	\$591,580.80
5	Crime Stoppers of Marion County, Inc.	\$45,014.66
6	Pinellas County Board of County Commissioners	\$160,529.57
7	Crime Stoppers of Northeast Florida, Inc.	\$92,787.94
8	Alachua County Crime Stoppers, Inc.	\$5,960.10
8	Crime Stoppers of Levy County, Florida, Inc.	\$4,651.20
10	Heartland Crime Stoppers, Inc.	\$207,657.54
11	Crime Stoppers of Miami Dade County, Inc.	\$296,338.00
12	Crime Stoppers of Manatee County, Inc.	\$42,162.00
12	Crime Stoppers of Sarasota County, Inc.	\$22,520.03
13	Hillsborough County Board of County Commissioners	\$121,504.82
14	Crime Stoppers of Holmes County, Inc.	\$6,554.63
14	Crime Stoppers of Jackson County, Inc.	\$10,232.80
14	Panhandle Crime Stoppers, Inc.	\$115,584.40
15	Crime Stoppers of Palm Beach County, Inc.	\$32,453.58
16	Crime Stoppers of the Florida Keys, Inc.	\$19,498.00
17	Crime Stopper Council of Broward County, Inc.	\$169,435.34
19	Treasure Coast Crime Stoppers, Inc.	\$91,117.00
20	Southwest Florida Crime Stoppers, Inc.	\$166,081.68
Grand Total		\$2,797,876.68

**Office of the Attorney General
Division of Victim Services and Criminal Justice Programs
PL-01 The Capitol
Tallahassee, FL 32399-1050**

**(850) 414-3300
SunCom: 994-3300**

**FAX: (850) 487-1595
FAX SunCom: 277-1595**

**Toll-free Victim Information and Referral Line
1-800-226-6667**